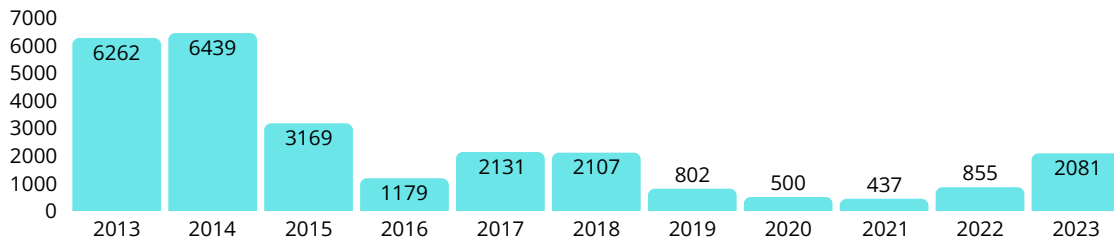
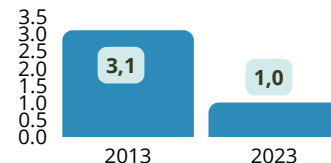


### BRASIL - Casos de HEPATITE A Por Ano de Diagnóstico

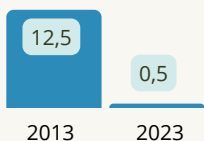


### Taxa de Incidência por 100.000 Habitantes

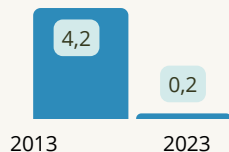


### Taxa de incidência por 100.000 habitantes, por ano de diagnóstico, por região

#### NORTE




#### NORDESTE



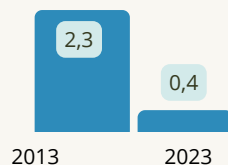
#### SUDESTE



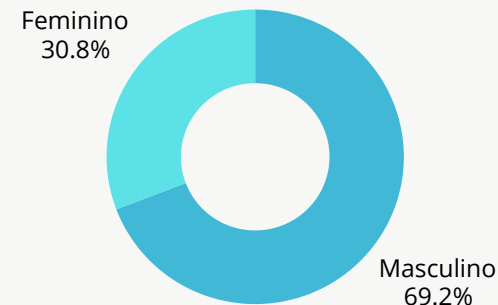
#### SUL



#### CENTRO-OESTE



### BRASIL - Frequência de casos de Hepatite A, por sexo, em 2023



FONTE: Departamento de HIV, Aids, Tuberculose, Hepatites Virais e Infecções Sexualmente Transmissíveis / MS

Extraído em 17/04/2025

<https://indicadoreshepatites.aids.gov.br/>